

It's Broken

This activity focuses on community safety, citizenship and the effects of vandalism on the local community.

AIMS OF THE ACTIVITY: to foster

1. respect for the local environment
2. awareness of the effects of vandalism

In this activity, children are asked to consider how various broken/vandalised items could be a hazard to others. How individuals and the community could be effected.

OUTLINE OF THE ACTIVITY:

Child to select a picture from the 8 listed below (see next page for images).


The following questions to be answered.

1. What is the object in the picture and what has happened to it?
2. What could happen because of this.
3. Who do you think could be effected?
4. How do you think they might feel?
5. Is there anything that you could do?
6. Is there anything that you shouldn't do?


LIST OF PICTURES TO BE CONSIDERED:

- Telephone Box
- Traffic Lights
- Bicycle
- Railway Fence
- Shop
- Car
- School gate
- Supermarket Trolley


It's Broken



TELEPHONE BOX




RAILWAY FENCE




TRAFFIC LIGHTS




SHOP




CAR



SUPERMARKET TROLLEY



BICYCLE



SWINGS